

<u>ENAME</u>	<u>SAL</u>	<u>DEPTNO</u>
Faruk	1200	20
Nazrul	2500	20
Kamal	12000	10
Mamun	2500	10
Saiful	3200	10

1 - 5

Fig: 1 Showing Employee List with Hyper link in each row of the Ename Column.

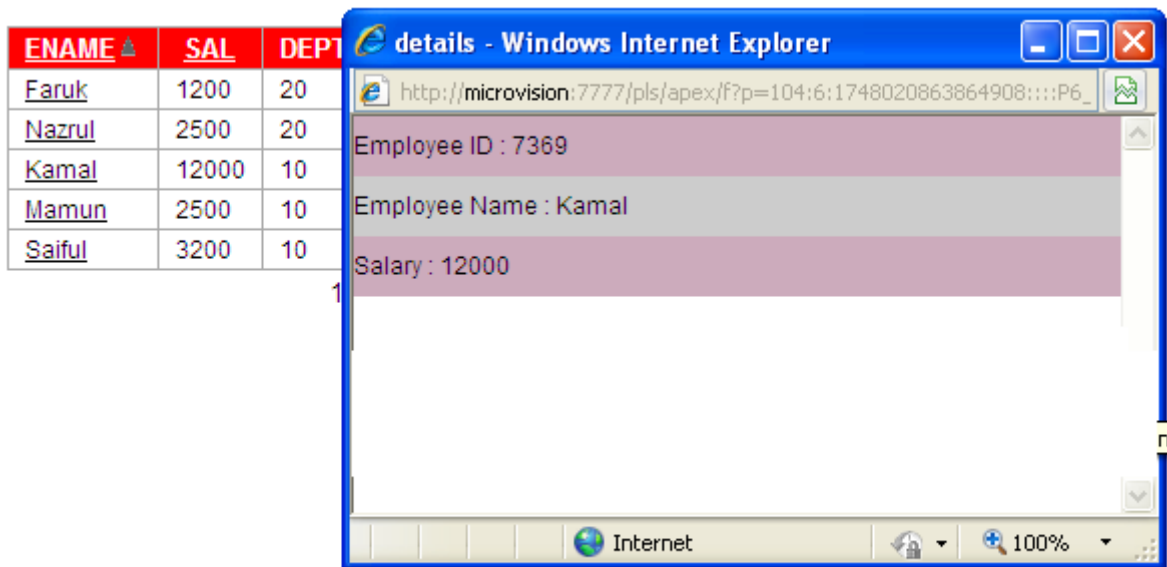


Fig: 2 when clicking in the Hyperlink of any name in the grid a new popup window showing details of the selection.

Solution:

Take SQL query Report and Put the SQL Query source as under :

M. Kamal Hossain
dbhossain@yahoo.com

SQL Query Source :

Select

```
'<a href="javascript:passVal('' || empno || '');">' || htf.escape_sc(ename) || '</a>' ename,  
sal,  
deptno  
from emp
```

Now you have to put the below JavaScript code in the HTML header of the page

JavaScript Code:





```
<script language="JavaScript" type="text/javascript">  
  
function passVal (vEmpno) {  
  
    var url;  
  
    url = 'f?p=&APP_ID.:6:&SESSION.::::P6_HID_EMPNO:' + vEmpno;  
  
    html_PopUp(url,'vEmpno',400,400,1,1);  
  
}  
  
</script>
```

Now you have to

Create another page for popup window and assign the popup window template as :

Go to page properties > Display Attributes > Page Template > select "popup"

Then take 4 Hidden filed in the new popup pages :

Region: **hidden**    

<u>P6_HID_EMPNO</u>	Hidden
<u>P6_HID_ENAME</u>	Hidden
<u>P6_HID_SAL</u>	Hidden
<u>P6_HID_DEPTNO</u>	Hidden

M. Kamal Hossain
dbhossain@yahoo.com

Go to popup page processes :

Create a process "Before header" and type the process code as under :

Before Header process code:

```
declare  
  
x number(10) := 0;  
  
begin  
  
SELECT ENAME,SAL,DEPTNO INTO :P6_HID_ENAME,:P6_HID_SAL,:P6_HID_DEPTNO  
FROM EMP WHERE EMPNO = :P6_HID_EMPNO;  
  
end;
```

Now put these hidden values in the required section to display.

--END--

Thanks